

Department of Public Works



Town of Barnstable ADA Transition Plan

July 2021



Institute for Human Centered Design

200 Portland Street, Boston, MA 02114
www.IHCDesign.org • info@IHCDesign.org
617-695-1225 voice/ tty

Background

The Barnstable Department of Public Works (DPW) is located at 382 Falmouth Road. It consists of one single-story building with an accessible entrance located on the east side of the building. Offices located at the DPW building include the Administration and Technical Support Division Offices, the Highway Division Offices and the Emergency Response Center. Only the Highway Division is open to the public. The parking lot is located on the east side of the building. There are two (2) accessible parking spaces located near the main entrance. In addition to the accessible parking spaces there are two (2) reserved parking spaces also near the main entrance.

The DPW Fleet Maintenance is also located on site – across from the DPW offices. The Fleet Maintenance is not open to the public.

Key Accessibility Issues

- Signs at accessible parking spaces installed lower than the minimum height allowed.
- Tactile sign not provided at emergency exit door.
- Illuminated ISA symbol not provided at the accessible egress door.
- Maneuvering clearance not provided on the push side of the door at the main entrance.

Order of Magnitude Cost Estimates

- Miscellaneous corrective actions (signage, automatic door opener, etc.): \$3,524

Total: \$3,524*





***Note:** Cost to provide an auxiliary counter near the service window is not included.

Best Practice and Inclusive Design





Best practice and inclusive design recommendations include elements that are not required in the standards but may create enhanced experiences for all users.

- Recommend relocating the information signs located at the main entry door to avoid glare.

**Town of Barnstable
Department of Public Works**

ID	Location	Floor	Room	Element	Type	Photo	Issues	Current Measure	Recommendations	Quantity	Price	Cost Estimation
Approach and Entrance												
Off-Street Parking Lot or Garage												
1	Accessible Parking	Ext.		Off-Street Parking Lot or Garage	Visitor		Sign bottom < 60" above finished grade	39.75"	Locate sign at the van accessible space between 60"- 96" above the ground.	1	Labor	\$0
2	Accessible Parking	Ext.		Off-Street Parking Lot or Garage	Visitor		Sign bottom < 60" above finished grade	41"	Locate sign at the car accessible space between 60"- 96" above the ground.	1	Labor	\$0
Entrance												
3	Main Entrance/ Exit	Ext.		Entrance	Main Entrance		Door requires > 15 lbs. of force to open	16 lbs.	See ID #6.	1	-	\$0
Access to Goods and Services												
Means of Egress												
4	Highway Division Reception	1		Means of Egress	N/A		Tactile exit sign not provided	-	Ensure a tactile exit sign with raised characters and braille is provided at exit door. Mount sign between 48"- 60" above the finished floor located on the latch side of the door. If an illuminated exit sign is provided, ensure that the sign has an illuminated sign with the International Symbol of Accessibility.	1	232	\$232

**Town of Barnstable
Department of Public Works**

ID	Location	Floor	Room	Element	Type	Photo	Issues	Current Measure	Recommendations	Quantity	Price	Cost Estimation
Doors, Doorways, & Gates												
5	Highway Division Reception	1		Doors, Doorways, & Gates	N/A		Maneuvering clearance(s) not provided	14.25"	Provide an automatic door opener.	1	3060	\$3060
Signage												
6	Highway Division Reception	1		Signage	Designation		Raised characters not provided on sign Raised characters < 48" or > 60" above ground Braille not provided on sign	- 62.5" -	Provide text with raised characters duplicated in braille on sign. Mount sign so that the baseline of the lowest tactile character is 48" min. above finished floor and the baseline of the highest tactile character is 60" max. above the finished floor.	1	232	\$232
Service Counter												
7	Highway Division Reception	1		Service Counter	N/A		Counter > 36" high	39.25"	Provide an auxiliary counter mounted 36" max. above the finished floor.	1	-	\$0
Best Practice												
Information Sign												
8	Main Entrance/Exit	Ext.		Information Sign	N/A				Relocate information signs to avoid glare.	1	-	\$0