



THE COMMONWEALTH OF MASSACHUSETTS
EXECUTIVE OFFICE OF TRANSPORTATION
REGISTRY OF MOTOR VEHICLES






EOT

RACHEL KAPRIELIAN
REGISTRAR

P.O. Box 55889
BOSTON, MA 02205
WWW.MASS.GOV/RMV

MEDICAL AFFAIRS BRANCH
(617) 351-9222

DISABLED PLACARD/PLATE AND DISABLED VETERAN PLATE INFORMATION

-  Please find enclosed your white **Security Sleeve**. The Security Sleeve is designed to slip over your picture on the placard. The purpose is to conceal personal information if you so choose. You are not required to use the sleeve. It is your choice. The sleeve is removable and must be removed if requested to do so by law enforcement. To use: 1) Place Placard between thumb and index finger; 2) Gently squeeze Placard so that the bottom end slightly curls; 3) Slip sleeve over end and work up to cover picture and name.
-  You must be a registered and titled owner of a vehicle to apply for a HP plate or a DV plate. **If you are applying for a DV plate, the Disabled Veteran Letter for a DV plate from the Veterans Administration must be submitted with your application stating your disability and that it is service connected.**
-  Each disabled placard is assigned to an individual and may be used in any private passenger vehicle. The disabled person must be exiting or entering the vehicle for proper use of the placard. **A person with a placard CANNOT park in a Handicap space while picking up another person other than the person photographed on the placard.**
-  An HP plate or DV plate is assigned to a registered and titled owner of a vehicle and may **ONLY** be used by that individual upon exiting or entering that vehicle when parking at HP locations.
-  Certain disabilities may require a competency road exam or the surrender of your driver's license. A competency road exam is an exam designed to evaluate the applicant's driving skills and/or assess for certain license restrictions.

Please see other side for the disabled parking rules.

T21768-0608

RECEIVED 11/11

DO NOT

- X **Do Not** drive while your disabled placard is hung from your rearview mirror.
- X **Do Not** let anyone use your disabled placard parking privileges. This abuse of your disabled placard is punishable by a \$500 fine, loss of your disabled parking privileges, and 30-day suspension of your operators license.
- X **Do Not** park illegally. You must obey all parking rules and regulations or be subject to the fines imposed.
- X **Do Not** park in cross-hatch areas (Zebra Stripes), which are reserved for van ramp/lift access.
- X **Do Not** use your disabled placard/plate or DV plate parking privileges if you are not entering or exiting the vehicle.
- X **Do Not** use your disabled placard in a vehicle weighing 10,000 lbs or more.
- X **Do Not** display your disabled placard when the vehicle is in motion. This is potentially a \$50.00 fine.
- X **Do Not** leave your disabled placard in an unlocked vehicle.

DO

- ✓ **Do** display your placard while parking in a HP location. It should be hung from your rearview mirror facing **towards the front of the vehicle**. You may use the privacy sleeve to cover personal information. The privacy sleeve **MUST** be removed if so requested by law enforcement.
- ✓ **Do** park in an HP location when you need to exit the vehicle.
- ✓ **Do** use your disabled parking privileges in any designated HP location.
- ✓ **Do** realize that (when used and displayed properly) your disabled parking privilege exempts you from parking meter fees in Massachusetts.
- ✓ **Do** lock your vehicle and close the windows when using your disabled placard.
- ✓ **Do** obey all parking rules and regulations.

**USE OF A PHOTOCOPY OF
YOUR DISABLED PLACARD IS
UNLAWFUL, PUNISHABLE BY
FINE OR IMPRISONMENT.**